

















8 Series HE-VAN					
24° Trajectory					
Nozzle	Pressure psi	Radius ft.	Flow gpm	■ Precip In/h	▲ Precip In/h
	15	5	0.83	3.19	3.68
	20	6	0.96	2.56	2.95
	25	7	1.07	2.10	2.42
	30	8	1.17	1.76	2.03
	15	5	0.62	3.19	3.68
	20	6	0.72	2.56	2.95
	25	7	0.80	2.10	2.42
	30	8	0.88	1.76	2.03
	15	5	0.41	3.19	3.68
	20	6	0.48	2.56	2.95
	25	7	0.53	2.10	2.42
	30	8	0.59	1.76	2.03
	15	5	0.21	3.19	3.68
	20	6	0.24	2.56	2.95
	25	7	0.27	2.10	2.42
	30	8	0.29	1.76	2.03

8 Series HE-VAN						METRIC	
24° Trajectory							
Nozzle	Pressure bar	Radius m	Flow m³/h	Flow l/m	■ Precip mm/h	▲ Precip mm/h	
	1.03	1.52	0.19	3.14	82	95	
	1.38	1.83	0.22	3.62	66	76	
	1.72	2.13	0.25	4.05	54	62	
	2.07	2.44	0.27	4.43	45	52	
	1.03	1.52	0.14	2.35	82	95	
	1.38	1.83	0.16	2.72	66	76	
	1.72	2.13	0.18	3.04	54	62	
	2.07	2.44	0.20	3.33	45	52	
	1.03	1.52	0.10	1.57	82	95	
	1.38	1.83	0.11	1.81	66	76	
	1.72	2.13	0.12	2.02	54	62	
	2.07	2.44	0.13	2.22	45	52	
	1.03	1.52	0.05	0.78	82	95	
	1.38	1.83	0.05	0.91	66	76	
	1.72	2.13	0.06	1.01	54	62	
	2.07	2.44	0.07	1.11	45	52	

10 Series HE-VAN					
27° Trajectory					
Nozzle	Pressure psi	Radius ft.	Flow gpm	■ Precip In/h	▲ Precip In/h
	15	7	1.26	2.48	2.86
	20	8	1.46	2.19	2.53
	25	9	1.63	1.94	2.24
	30	10	1.78	1.72	1.98
	15	7	0.95	2.48	2.86
	20	8	1.09	2.19	2.53
	25	9	1.22	1.94	2.24
	30	10	1.34	1.72	1.98
	15	7	0.63	2.48	2.86
	20	8	0.73	2.19	2.53
	25	9	0.81	1.94	2.24
	30	10	0.89	1.72	1.98
	15	7	0.32	2.48	2.86
	20	8	0.36	2.19	2.53
	25	9	0.41	1.94	2.24
	30	10	0.45	1.72	1.98





10 Series HE-VAN						METRIC	
27° Trajectory							
Nozzle	Pressure bar	Radius m	Flow m³/h	Flow l/m	■ Precip mm/h	▲ Precip mm/h	
	1.03	2.13	0.29	4.78	64	74	
	1.38	2.44	0.34	5.52	56	65	
	1.72	2.74	0.37	6.17	50	57	
	2.07	3.05	0.41	6.76	44	51	
	1.03	2.13	0.22	3.59	64	74	
	1.38	2.44	0.25	4.14	56	65	
	1.72	2.74	0.28	4.63	50	57	
	2.07	3.05	0.31	5.07	44	51	
	1.03	2.13	0.15	2.39	64	74	
	1.38	2.44	0.17	2.76	56	65	
	1.72	2.74	0.19	3.09	50	57	
	2.07	3.05	0.21	3.38	44	51	
	1.03	2.13	0.07	1.20	64	74	
	1.38	2.44	0.08	1.38	56	65	
	1.72	2.74	0.09	1.54	50	57	
	2.07	3.05	0.10	1.69	44	51	





**Note:** Turning the radius reduction screw may be required to achieve catalog radius and flow when the arc is set at less than maximum arc

■ Square spacing based on 50% diameter of throw

▲ Triangular spacing based on 50% diameter of throw

Performance data taken in zero wind conditions

12 Series HE-VAN					
23° Trajectory					
Nozzle	Pressure psi	Radius ft.	Flow gpm	■ Precip In/h	▲ Precip In/h
<b>360° Arc</b> 	15	9	1.67	1.99	2.30
	20	10	1.93	1.86	2.15
	25	11	2.16	1.72	1.99
	30	12	2.37	1.58	1.83
<b>270° Arc</b> 	15	9	1.25	1.99	2.30
	20	10	1.45	1.86	2.15
	25	11	1.62	1.72	1.99
	30	12	1.77	1.58	1.83
<b>180° Arc</b> 	15	9	0.84	1.99	2.30
	20	10	0.97	1.86	2.15
	25	11	1.08	1.72	1.99
	30	12	1.18	1.58	1.83
<b>90° Arc</b> 	15	9	0.42	1.99	2.30
	20	10	0.48	1.86	2.15
	25	11	0.54	1.72	1.99
	30	12	0.59	1.58	1.83

12 Series HE-VAN					METRIC	
23° Trajectory						
Nozzle	Pressure bar	Radius m	Flow m <sup>3</sup> /h	Flow l/m	■ Precip mm/h	▲ Precip mm/h
<b>360° Arc</b> 	1.0	2.7	0.38	6.33	50.5	58.3
	1.4	3.0	0.44	7.31	47.3	54.6
	1.7	3.4	0.49	8.18	43.7	50.4
	2.1	3.7	0.54	8.96	40.2	46.4
<b>270° Arc</b> 	1.0	2.7	0.28	4.75	50.5	58.3
	1.4	3.0	0.33	5.48	47.3	54.6
	1.7	3.4	0.37	6.16	43.7	50.4
	2.1	3.7	0.40	6.72	40.2	46.4
<b>180° Arc</b> 	1.0	2.7	0.19	3.17	50.5	58.3
	1.4	3.0	0.22	3.66	47.3	54.6
	1.7	3.4	0.25	4.09	43.7	50.4
	2.1	3.7	0.27	4.48	40.2	46.4
<b>90° Arc</b> 	1.0	2.7	0.09	1.58	50.5	58.3
	1.4	3.0	0.11	1.83	47.3	54.6
	1.7	3.4	0.12	2.04	43.7	50.4
	2.1	3.7	0.13	2.24	40.2	46.4

**Note:** Turning the radius reduction screw may be required to achieve catalog radius and flow when the arc is set at less than maximum arc

■ Square spacing based on 50% diameter of throw

▲ Triangular spacing based on 50% diameter of throw





Performance data taken in zero wind conditions







**2011 IRRIGATION SHOW AWARD WINNER**

"Best New Product for Turf / Landscape"



15 Series HE-VAN						
25° Trajectory						
Nozzle	Pressure psi	Radius ft.	Flow gpm	■ Precip In/h	▲ Precip In/h	
360° Arc 	15	11	2.62	2.08	2.40	
	20	12	3.02	2.02	2.33	
	25	14	3.38	1.66	1.92	
	30	15	3.70	1.58	1.83	
270° Arc 	15	11	1.96	2.08	2.40	
	20	12	2.27	2.02	2.33	
	25	14	2.53	1.66	1.92	
	30	15	2.78	1.58	1.83	
180° Arc 	15	11	1.31	2.08	2.40	
	20	12	1.51	2.02	2.33	
	25	14	1.69	1.66	1.92	
	30	15	1.85	1.58	1.83	
90° Arc 	15	11	0.65	2.08	2.40	
	20	12	0.76	2.02	2.33	
	25	14	0.84	1.66	1.92	
	30	15	0.93	1.58	1.83	

15 Series HE-VAN							METRIC
25° Trajectory							
Nozzle	Pressure bar	Radius m	Flow m³/h	Flow l/m	■ Precip mm/h	▲ Precip mm/h	
360° Arc 	1.0	3.4	0.59	9.91	52.9	61.1	
	1.4	3.7	0.69	11.44	51.3	59.3	
	1.7	4.3	0.77	12.79	42.2	48.7	
	2.1	4.6	0.84	14.01	40.2	46.5	
270° Arc 	1.0	3.4	0.45	7.43	52.9	61.1	
	1.4	3.7	0.51	8.58	51.3	59.3	
	1.7	4.3	0.58	9.59	42.2	48.7	
	2.1	4.6	0.63	10.51	40.2	46.5	
180° Arc 	1.0	3.4	0.30	4.95	52.9	61.1	
	1.4	3.7	0.34	5.72	51.3	59.3	
	1.7	4.3	0.38	6.39	42.2	48.7	
	2.1	4.6	0.42	7.00	40.2	46.5	
90° Arc 	1.0	3.4	0.15	2.48	52.9	61.1	
	1.4	3.7	0.17	2.86	51.3	59.3	
	1.7	4.3	0.19	3.20	42.2	48.7	
	2.1	4.6	0.21	3.50	40.2	46.5	

**Note:** Turning the radius reduction screw may be required to achieve catalog radius and flow when the arc is set at less than maximum arc

■ Square spacing based on 50% diameter of throw

▲ Triangular spacing based on 50% diameter of throw

Performance data taken in zero wind conditions

